



B680H: new 24V hydraulic barrier.
Innovation in action.

FAAC
Simply automatic.

The first of its kind.



Intertek
UL 325 Compliant

Switching power supply

The switching power supply, with high energy efficiency and extended range, ensures operation of barriers from 100 Vac to 240 Vac.

Integrated speed sensor

The speed sensor allows precise control of the movement and reversing of the barrier arm when an obstacle is detected.

“Everlasting” springs


The springs of the B680H have been tested for over 2 million cycles.

24V Hybrid technology

The hydraulic pump with brushless motor guarantees the movement of long or short barrier arms at high speed and continuous cycle (100% duty cycle).

Battery Backup Kit

Optional battery backup solution ensures operation in case of power-failure.



Integrated flashing light

The flashing light is entirely integrated into the structure. The operation of its red and green high-efficiency LEDs can be easily programmed by the control board. (optional)

Elliptically-profiled modular barrier arms

Vehicle barrier arms over 20 feet long are made by joining 2 modules up to 26 feet to ease transportation. Once the modules have been assembled, the connection joint is invisible and LED lighting (optional) may be fixed to the entire length of the arm. All the barrier arms are windproof, round or elliptically profiled and are supplied with rubber protection on the bottom.

KEY FEATURES

- Simple, step-by-step mechanical setup
- Automatic control board setup with just 2 steps
- Easy to access control board
- DIN bar already fitted and spaced for further accessories
- Battery backup
- Sectional barrier arms
- Reverse on contact
- Retrofittable with foundation plate of FAAC 620 and 640 barriers
- Verification of compliance to protection class IP56 (TÜV Süd)

Advanced electronics with integrated Loop Detectors

The E680 microprocessor control board ensures integration of the B680H with advanced control systems. It has numerous programmable outputs/inputs and two integrated, high-sensitivity Loop Detectors.



6.5 feet in less than 1.5 seconds

26 feet in less than 6 seconds

Removable housing

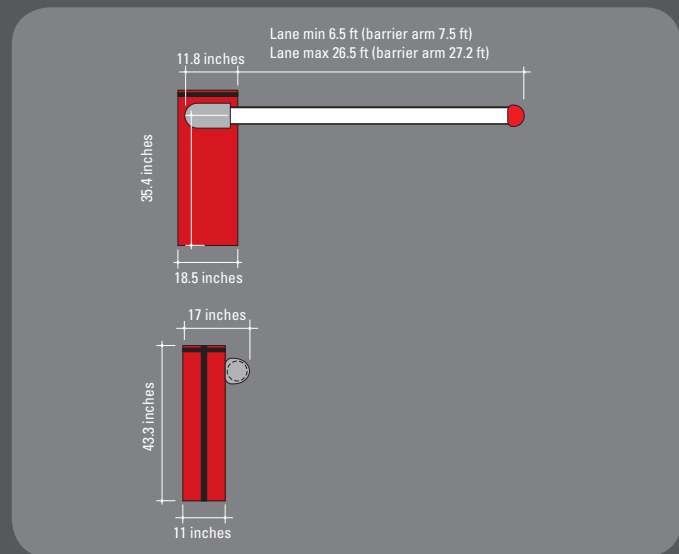
The housing is non load-bearing and may be easily replaced, with the body post remaining in place. It is available in stainless-steel or steel versions. The steel is available in four colors with 100-micron, epoxy zinc primer anti-corrosion treatment.

Easy to assemble: once the body has been installed, with the bracket and the barrier arm, the cover can be easily installed or removed.



DIMENSIONS AND TECHNICAL SPECIFICATIONS

Main AC supply	100 - 240 Vac 50/60 Hz
Electric motor	36 Vdc Brushless
Power rating	240 W
Current rating	2.2 A (at 115 Vac)
Motor rotation speed	1.000 - 6.000 RPM
Pump capacity	3,2 l/min (max)
Speed control	Absolute encoder
Operating ambient temperature	-4°F - +131°F
Weight	187 lb (143 lb body + 44 lb housing)
Oil type	FAAC HP OIL
Barrier body treatment	Epoxy zinc anti-corrosion treatment 100 microns + paint
Protection class	IP56
Barrier arm type	Round or elliptical with lights and rubber protection
Dimensions (WxHxD)	18.5x43.3x17 inches (see illustration)



ACCESSORIES



- Bracket for round swing away barrier arms with optional breakout sensor



- Articulating kit for round S-profile barrier arm (max 13 ft)




- Bracket and balancing spring S



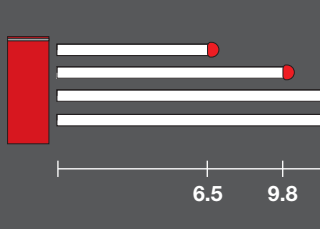
- Bracket and balancing spring L



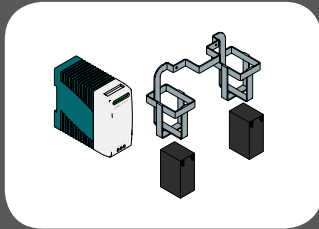
- Flashing light for barrier cover



- Skirt kit, length 6.5 or 9.8 ft for round S/L profile barrier arms



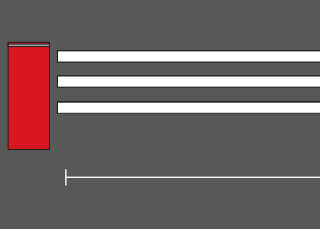
- Whole barrier arms S



- Battery Backup Kit

- Anti-vandalism valve (230V only)
It protects the hydraulic system if the barrier arm is forced

- Anti-panic unit
Allows manual release of the barrier arm in case of power failure.



- Sectional barrier arms L

Dimensions shown in feet. (Lane opening width)